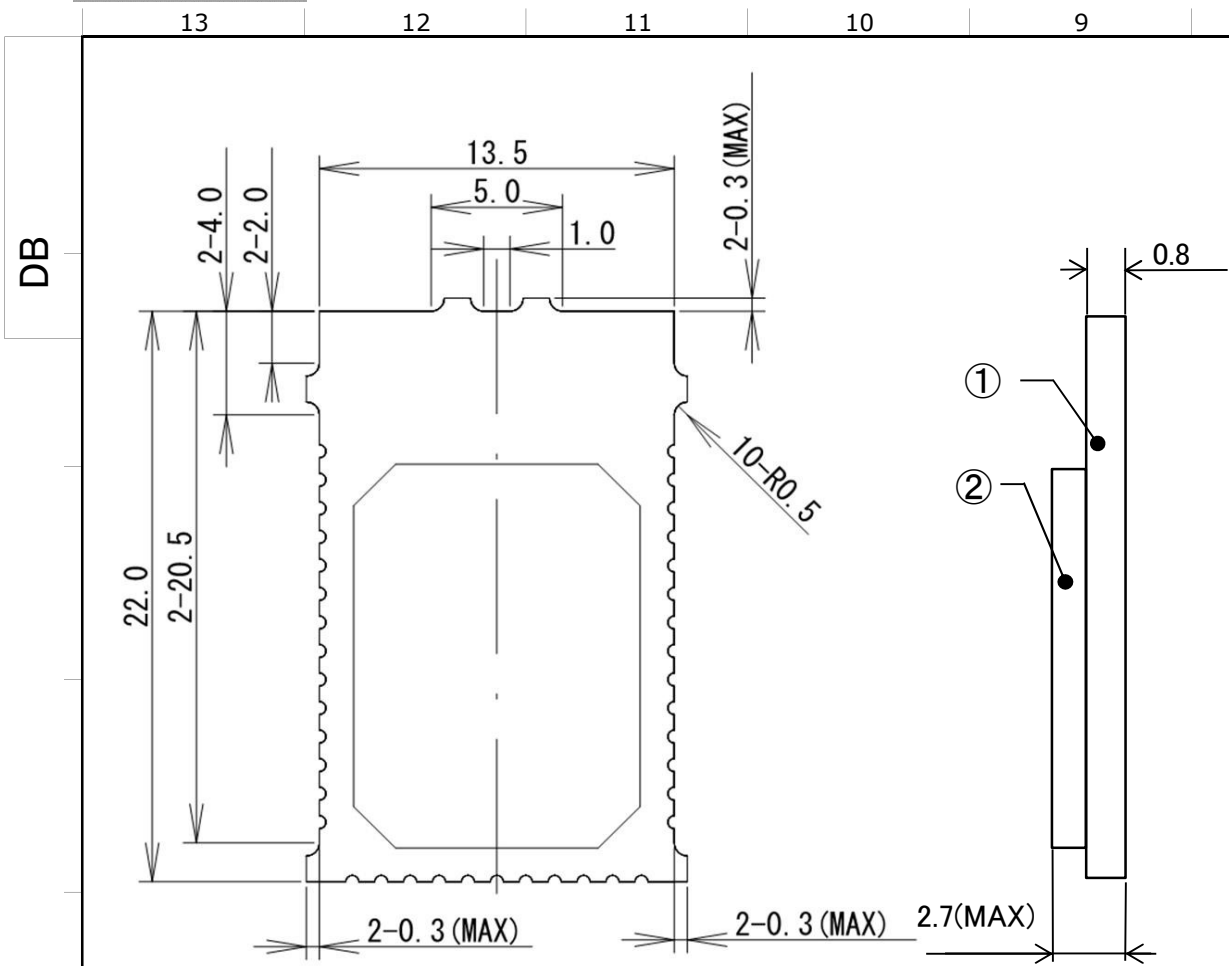
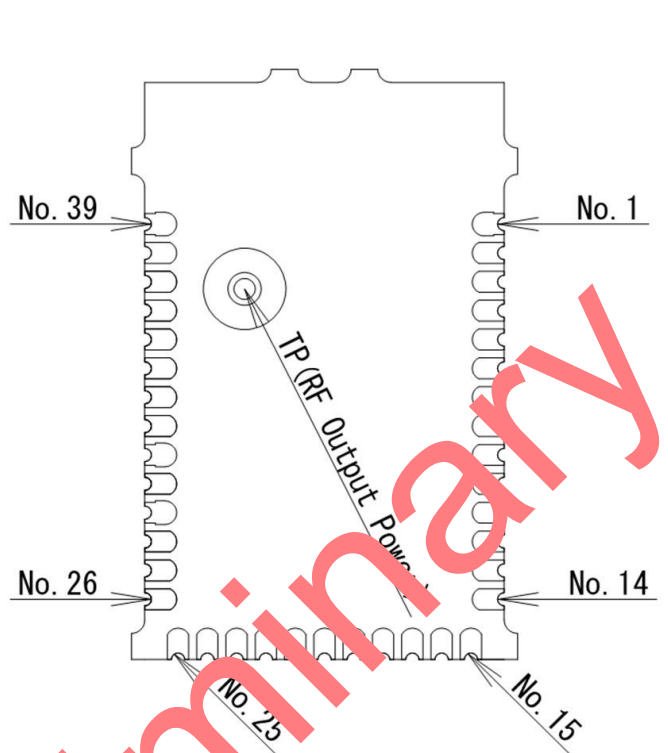


REVISIONS

ZONE	LTR	DESCRIPTION	DATE	REVISED	APPROVED
	△				



<Top面視 / Top View>

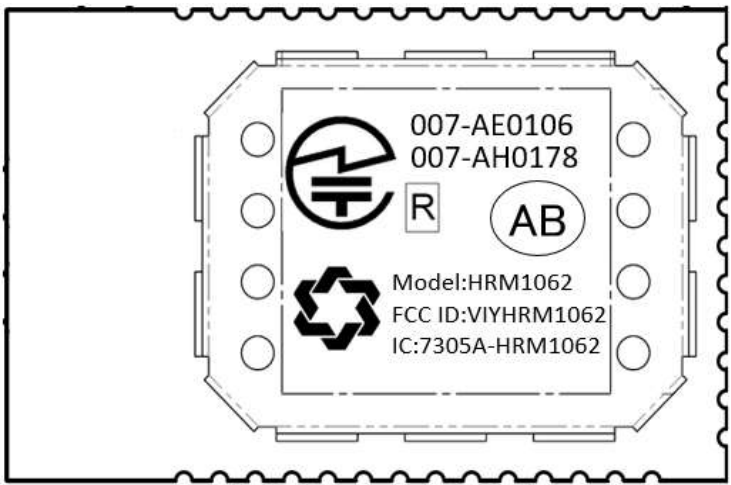


<Bottom面視 / Bottom View>

Pin assignments / ピン配置

No.	Name	No.	Name
1	GND	21	P0.09
2	P0.25	22	P0.10
3	P0.26	23	P0.11
4	P0.27	24	P0.12
5	P0.28/AIN4	25	P0.13
6	P0.29/AIN5	26	P0.14
7	P0.30/AIN6	27	P0.15
8	P0.31/AIN7	28	P0.16
9	GND	29	P0.17
10	VDD_nRF	30	P0.18
11	GND	31	P0.19
12	P0.00/XL1	32	P0.20
13	P0.01/XL2	33	P0.21
14	P0.02/AIN0	34	SWDCLK
15	P0.03/AIN1	35	SWDIO
16	P0.04/AIN2	36	P0.22
17	P0.05/AIN3	37	P0.23
18	P0.06	38	P0.24
19	P0.07	39	GND
20	P0.08		

Marking contents: Refer to following marking design  
 マーキング内容: 下図参照。



1. Tolerances are +/-0.2mm, unless otherwise specified.  
 指定なき寸法公差は、±0.2mmとする。

2	Shield Case	1			
1	PCB	1			
LTR	Part Name	QTY	Material		
Drawn by		Date		Model Name	
Checked by		Date		Bluetooth Low Energy Module	
Approved by		Date		Product Number	
Hosiden Corporation Issue: <input checked="" type="checkbox"/> OSAKA <input type="checkbox"/> TOKYO <input type="checkbox"/> F-D <input type="checkbox"/> KYUSHU <input type="checkbox"/> SEIKO <input type="checkbox"/> HEM			Scale	HRM1062-011010 Drawing Number HRM1062-011010DB	
			NTS		

HRM1062ブロック図

